

TENNESSEE

Energy Efficiency Jobs in America

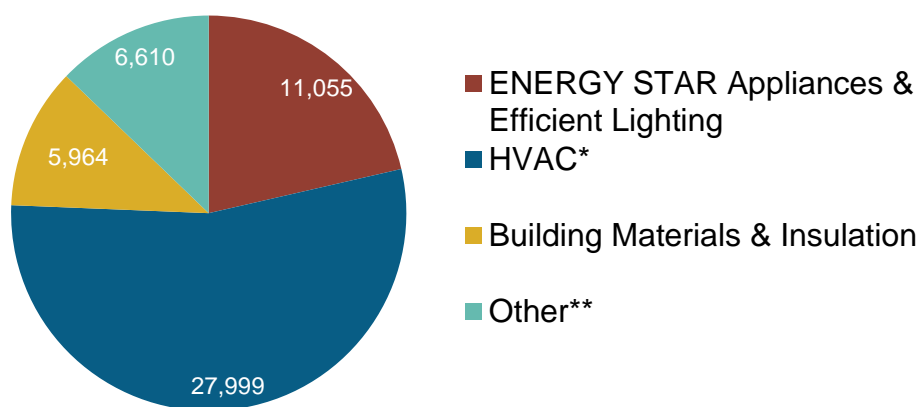
51,629

Total Jobs

What are EE Jobs?

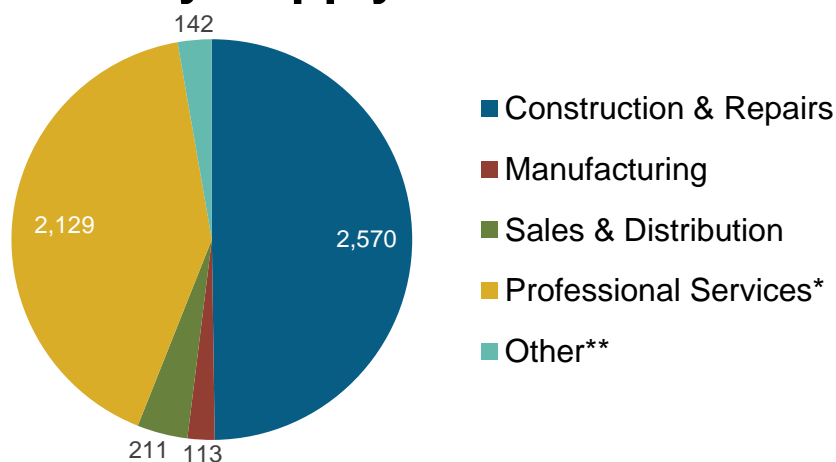
Delivery of goods and services that lower energy use by improving technologies, appliances, buildings, and energy systems.

Jobs by Sector



*Heating, Ventilation, Air Conditioning of higher than standard efficiency/renewable heating & cooling
 **Other such as energy audits, building certifications, and software services

Firms by Supply Chain



*Professional services includes finance/accounting, architecture, engineering, R&D, etc.
 **Other such as maintenance, and business and nonprofit organizations

**In Tennessee,
EE Jobs
Comprise:**

26%
of All
Construction Jobs

25%
of All
Energy Sector Jobs

12%
of Tennessee
residents employed in
EE are **Veterans**

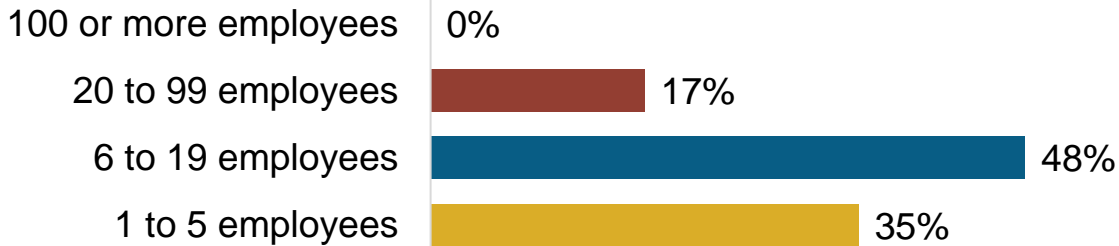
Presented by:



Good for the Economy.
Good for the Environment.

5,163 Energy Efficiency Businesses

Firm Size



Where are EE Jobs?

Congressional		Metropolitan Areas	
District	Jobs	Area	Jobs
1	5,402	Chattanooga	3,685
2	7,320	Clarksville	965
3	5,380	Cleveland	764
4	5,182	Jackson	1,169
5	9,781	Johnson City	1,466
6	3,906	Kingsport-Bristol-Bristol	1,550
7	3,115	Knoxville	7,204
8	7,878	Memphis	8,833
9	3,665	Morristown	907
		Nashville-Davidson-Murfreesboro-Franklin	14,709
		Rural	10,376



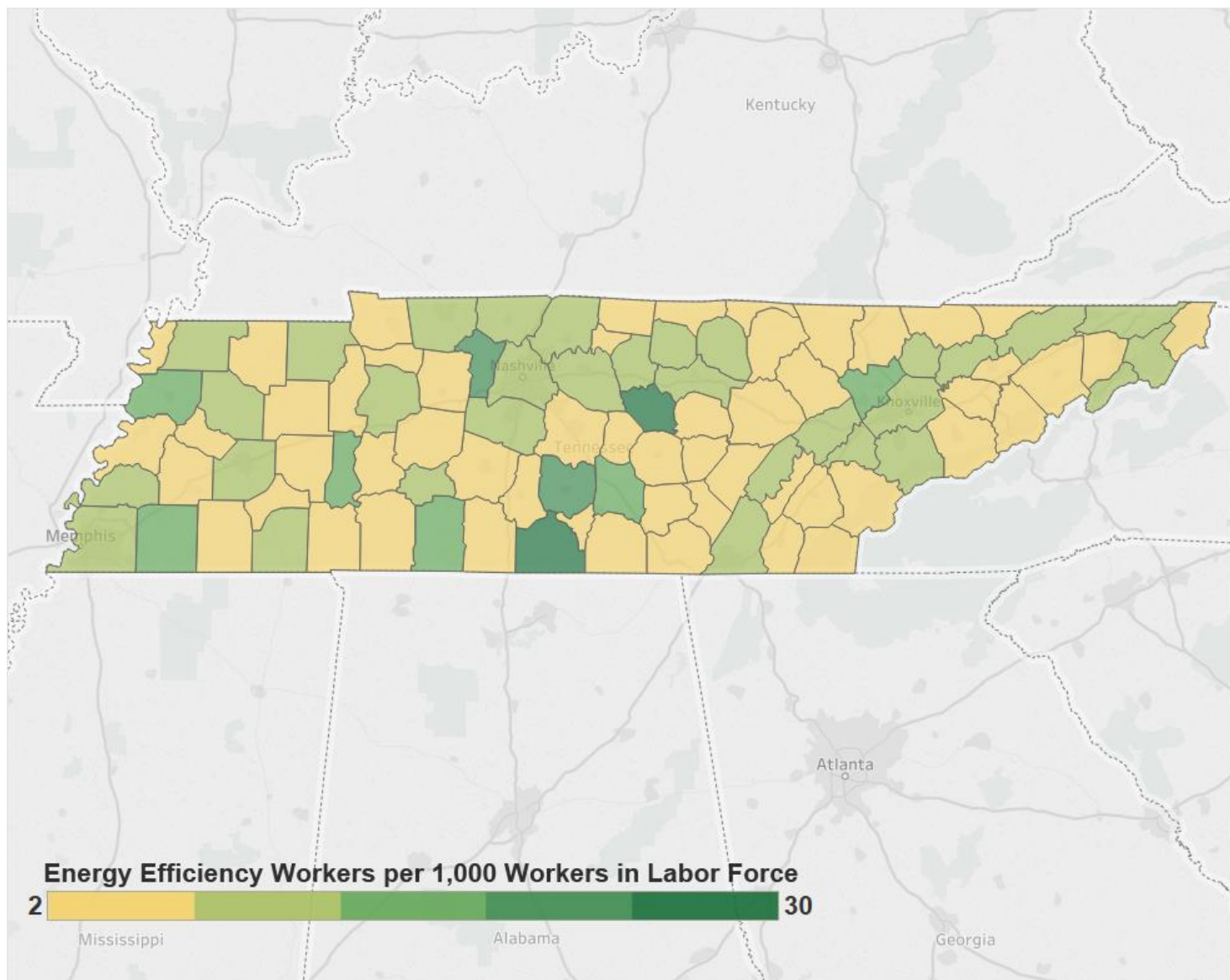
State Upper House

District	Jobs	District	Jobs	District	Jobs	District	Jobs
1	2,082	10	2,881	19	5,668	28	630
2	1,533	11	514	20	2,751	29	3,377
3	1,700	12	971	21	-	30	2,289
4	1,253	13	2,057	22	1,128	31	1,461
5	2,896	14	1,646	23	832	32	244
6	2,503	15	1,627	24	2,056	33	353
7	504	16	867	25	857		
8	387	17	1,098	26	1,895		
9	1,220	18	1,625	27	726		

State Lower House

District	Jobs	District	Jobs	District	Jobs	District	Jobs
1	1,140	26	2,217	51	3,618	76	514
2	412	27	282	52	1,131	77	333
3	756	28	765	53	1,298	78	121
4	504	29	10	54	-	79	292
5	567	30	121	55	605	80	151
6	161	31	422	56	81	81	355
7	-	32	629	57	-	82	179
8	1,402	33	202	58	81	83	3,208
9	131	34	1,542	59	-	84	1,236
10	584	35	181	60	-	85	141
11	437	36	242	61	601	86	1,340
12	544	37	505	62	151	87	256
13	2,121	38	413	63	202	88	1,098
14	1,666	39	1,008	64	598	89	-
15	659	40	1,794	65	30	90	-
16	191	41	736	66	353	91	30
17	74	42	10	67	887	92	10
18	161	43	141	68	40	93	-
19	113	44	31	69	453	94	292
20	60	45	403	70	499	95	363
21	363	46	50	71	282	96	141
22	847	47	191	72	363	97	312
23	302	48	10	73	1,189	98	-
24	-	49	50	74	81	99	-
25	1,088	50	2,012	75	464		

Energy Efficiency Jobs by County



E4TheFuture is dedicated to bringing clean, efficient energy home for every American and promotes energy solutions to advance climate protection and economic fairness. Visit www.E4TheFuture.org



E2 is a national, nonpartisan group of business leaders, investors and others who advocate for smart policies that are good for the environment and good for the economy. Visit www.e2.org



BW Research Partnership is a full-service, economic and workforce research consulting firm with offices in Carlsbad, California and Wrentham, Massachusetts. It is the nation's leading provider of accurate, comprehensive energy and clean energy research studies. Visit www.bwresearch.com

Data Source: Unless otherwise stated, all data are from the 2018 U.S. Energy and Employment Report, May 2018, by NASEO and EFI (see pages 15-17 for methodology details). This methodology -- adopted by the U.S. Dept. of Energy for its 2017 U.S. Energy and Employment Report, approved by the Office of Management and Budget and grounded on data collected by the Bureau of Labor Statistics -- provides the broadly accepted best accounting of all U.S. energy workers.