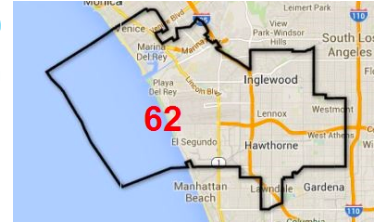





ASSEMBLY DISTRICT 62

Assemblymember
Autumn Burke



California's climate leadership attracts investment and creates jobs

Economic benefits of climate policies in-district:



\$342 million

Invested in renewable energy, energy efficiency, clean transportation & other climate projects (including Cap and Trade funds)



3,891 Clean Energy Jobs¹



\$26 million Cap and Trade funds implemented



87% of Cap and Trade funds benefit disadvantaged communities



Equivalent of **34,893** cars off the road for one year due to Cap and Trade funded projects

¹ includes jobs in the renewable energy, energy efficiency, grid/storage, and clean vehicles/fuels industries

Breakdown of benefits from climate policies **in-district**:

TRANSPORTATION



\$14.6 million invested
above and beyond Cap and Trade investments

RENEWABLE GENERATION



\$244.1 million invested
above and beyond Cap and Trade investments
983 Jobs

ENERGY EFFICIENCY



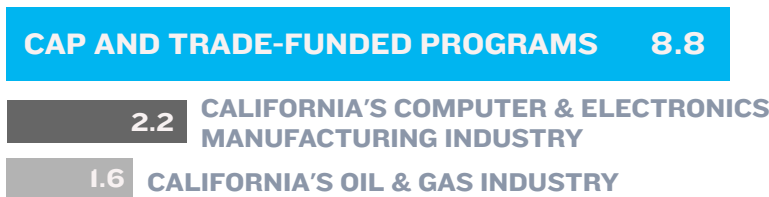
\$57.3 million invested
above and beyond Cap and Trade investments
2,511 Jobs

California's Cap and Trade Program

Supports 75,000 jobs, with 54% in construction 

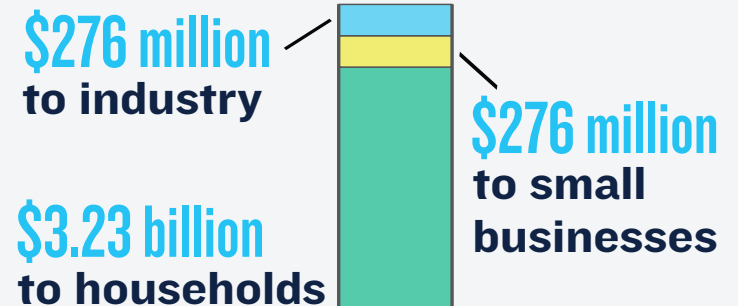
Programs funded by Cap and Trade revenue - a great return on investment

JOBS CREATED PER \$1 MILLION INVESTED:



VALUE TO CONSUMERS

Cap and Trade revenue credited directly to electricity consumers in California



2013-2017

SOURCES Jobs: 2019 U.S. Energy Employment Report, www.usaenergyjobs.org (current through 2018); Investments: Kevala Analytics and Aquacarta. For references and a list of data points included in the investment figure, visit www.e2.org/reports/caclimateleadership/sources; GHG and emissions reductions data: www.arb.ca.gov/cc/capandtrade/auctionproceeds/auctionproceeds.htm; Consumer data: www.arb.ca.gov/cc/capandtrade/allowanceallocation/edu2013-2017useofvaluereport.pdf; Cap and Trade Program: UCLA Luskin Center for Innovation, ucla.app.box.com/v/CCIJobFacts