

# California

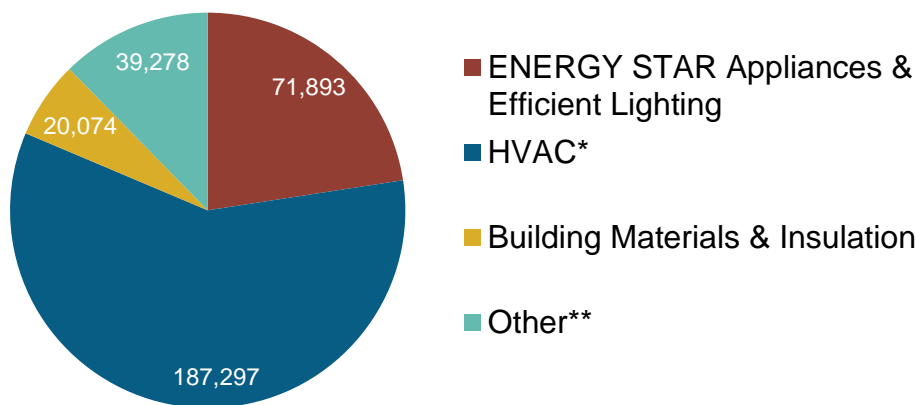
## Energy Efficiency Jobs in America

318,542  
Total Jobs

### What are EE Jobs?

Delivery of goods and services that lower energy use by improving technologies, appliances, buildings, and energy systems.

### Jobs by Sector



\*Heating, Ventilation, Air Conditioning of higher than standard efficiency/renewable heating & cooling  
\*\*Other such as energy audits, building certifications, and software services

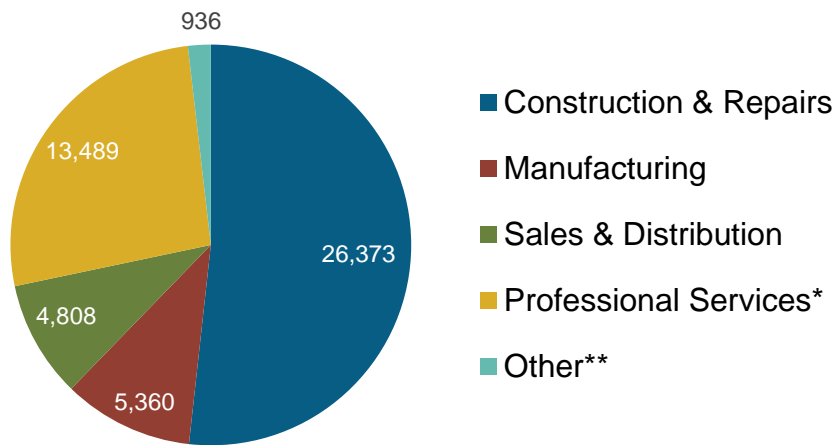
**In California, EE Jobs Comprise:**

**19%**  
of All  
Construction Jobs

**34%**  
of All  
Energy Sector Jobs

**11%**  
of California residents  
employed in EE are  
**Veterans**

### Firms by Supply Chain



\*Professional services includes finance/accounting, architecture, engineering, R&D, etc.  
\*\*Other such as maintenance, and business and nonprofit organizations

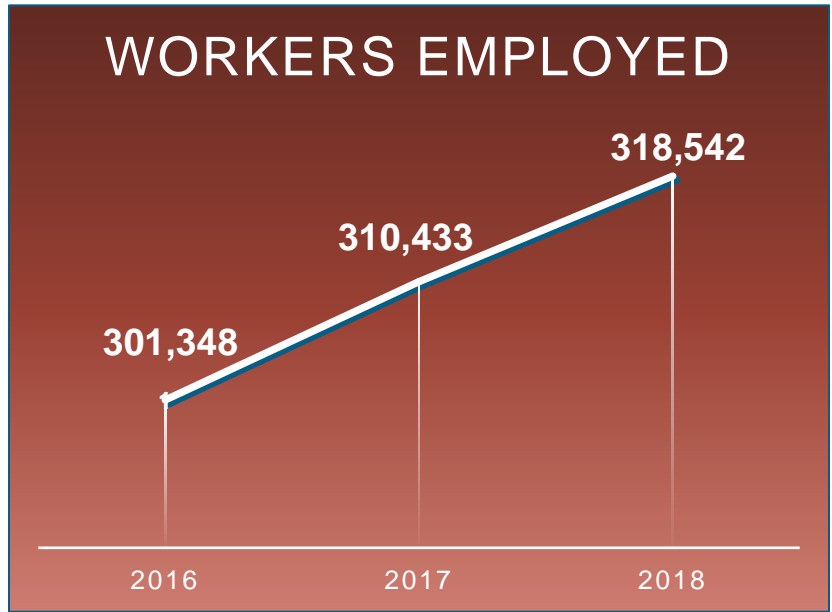
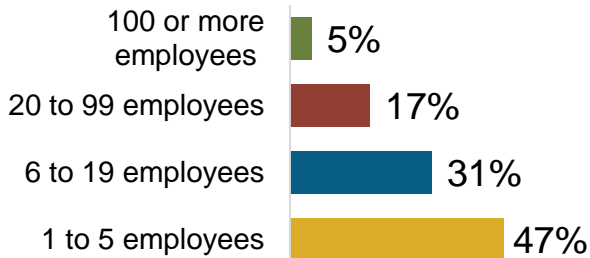
Presented by:



Good for the Economy.  
Good for the Environment.


# 50,967 Energy Efficiency Businesses

## Firm Size



## Where are EE Jobs?

Congressional				Metropolitan Areas	
District	Jobs	District	Jobs	Area	Jobs
1	8,428	28	8,420	Bakersfield	4,706
2	11,789	29	2,638	Chico	2,050
3	6,585	30	6,214	El Centro	796
4	7,406	31	2,506	Fresno	6,454
5	4,424	32	3,839	Hanford-Corcoran	442
6	6,402	33	11,583	Los Angeles-Long Beach-Santa Ana	99,368
7	3,624	34	5,514	Madera	771
8	4,558	35	5,526	Merced	921
9	4,688	36	4,727	Modesto	3,222
10	3,836	37	4,094	Napa	1,619
11	9,753	38	4,207	Oxnard-Thousand Oaks-Ventura	6,679
12	16,313	39	7,636	Redding	1,927
13	8,112	40	2,464	Riverside-San Bernardino-Ontario	24,317
14	6,940	41	5,359	Sacramento-Arden-Arcade-Roseville	19,321
15	5,308	42	3,429	Salinas	3,132
16	5,089	43	3,246	San Diego-Carlsbad-San Marcos	34,364
17	10,006	44	1,867	San Francisco-Oakland-Fremont	54,308
18	6,571	45	14,140	San Jose-Sunnyvale-Santa Clara	18,954
19	3,161	46	2,721	San Luis Obispo-Paso Robles	4,539
20	3,884	47	3,821	Santa Barbara-Santa Maria-Goleta	5,850
21	4,128	48	5,360	Santa Cruz-Watsonville	2,389
22	2,795	49	12,029	Santa Rosa-Petaluma	6,086
23	3,317	50	5,022	Stockton	3,775
24	10,959	51	5,964	Vallejo-Fairfield	2,192
25	5,148	52	9,133	Visalia-Porterville	2,027
26	3,699	53	1,702	Yuba City	874
27	8,456			Rural	7,461



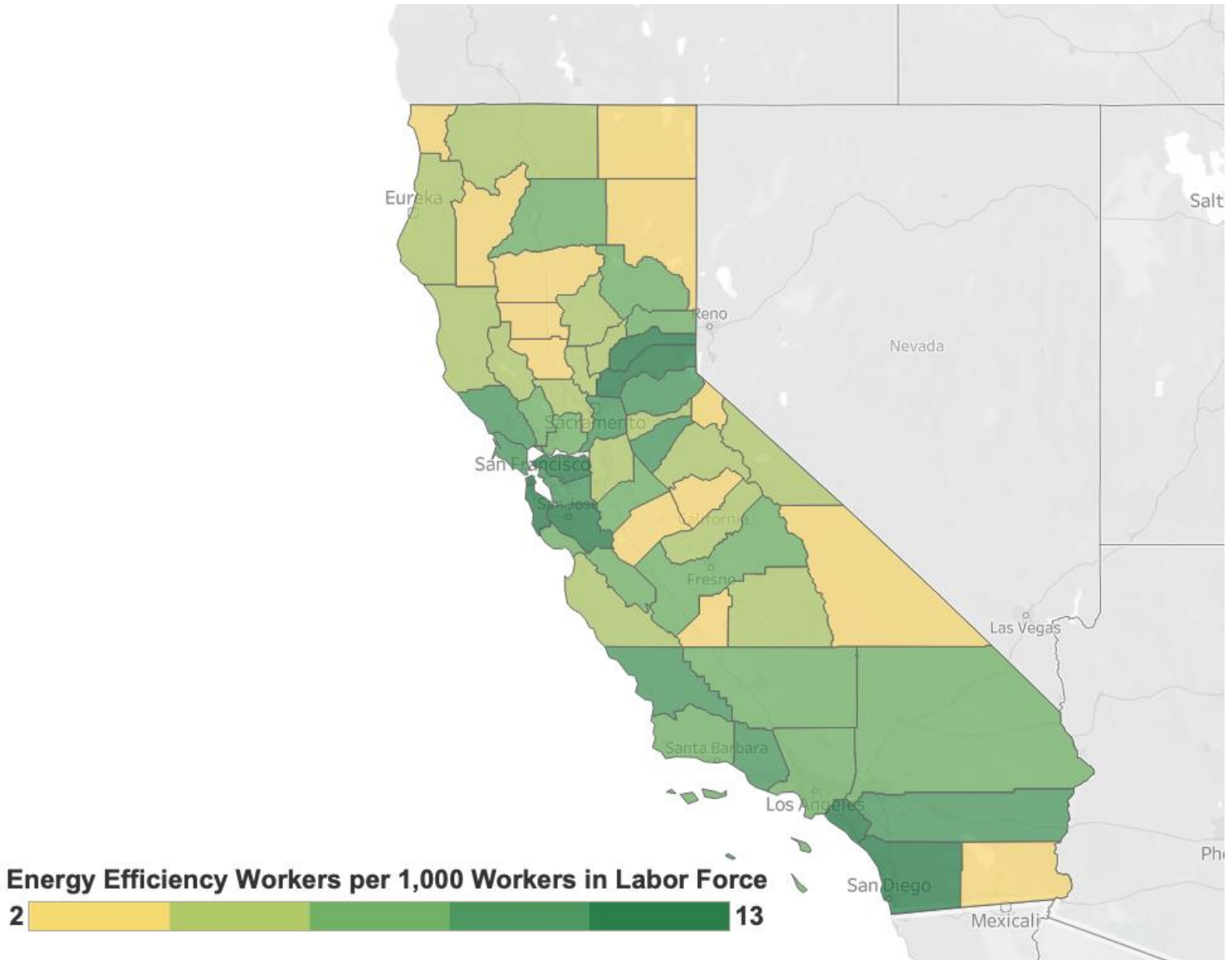
## State Senate

District	Jobs	District	Jobs	District	Jobs	District	Jobs
1	12,800	11	16,603	21	4,165	31	3,572
2	11,510	12	4,231	22	7,279	32	3,936
3	10,817	13	9,590	23	4,468	33	4,733
4	5,598	14	5,883	24	8,613	34	9,288
5	6,009	15	5,603	25	5,263	35	3,687
6	5,832	16	3,939	26	12,342	36	13,052
7	8,125	17	9,702	27	8,255	37	9,639
8	8,275	18	8,449	28	7,112	38	9,905
9	10,814	19	8,962	29	8,604	39	12,578
10	12,603	20	8,498	30	5,352	40	2,857

## State Assembly

District	Jobs	District	Jobs	District	Jobs
1	6,823	31	1,232	61	2,807
2	5,253	32	1,916	62	2,511
3	2,173	33	2,905	63	2,015
4	7,071	34	1,794	64	2,345
5	3,880	35	6,007	65	4,250
6	6,083	36	2,523	66	2,155
7	7,431	37	7,824	67	2,671
8	1,237	38	4,839	68	8,915
9	1,094	39	2,792	69	2,840
10	4,920	40	3,181	70	2,552
11	2,442	41	5,731	71	5,051
12	3,968	42	4,112	72	2,692
13	1,844	43	3,678	73	4,403
14	6,945	44	2,245	74	5,271
15	5,423	45	6,320	75	4,175
16	2,666	46	2,180	76	3,686
17	16,031	47	1,325	77	11,466
18	5,245	48	2,753	78	8,149
19	1,973	49	2,096	79	1,798
20	4,393	50	9,160	80	90
21	1,300	51	2,803		
22	5,065	52	5,012		
23	5,366	53	3,640		
24	6,201	54	3,138		
25	8,443	55	4,242		
26	3,042	56	993		
27	1,773	57	3,010		
28	2,947	58	867		
29	4,772	59	506		
30	1,891	60	2,176		

# Energy Efficiency Jobs by County



E4TheFuture is dedicated to bringing clean, efficient energy home for every American and promotes energy solutions to advance climate protection and economic fairness. Visit [www.E4TheFuture.org](http://www.E4TheFuture.org)



E2 is a national, nonpartisan group of business leaders, investors and others who advocate for smart policies that are good for the environment and good for the economy. Visit [www.e2.org](http://www.e2.org)



BW Research Partnership is a full-service, economic and workforce research consulting firm with offices in Carlsbad, California and Wrentham, Massachusetts. It is the nation's leading provider of accurate, comprehensive energy and clean energy research studies. Visit [www.bwresearch.com](http://www.bwresearch.com)

Data Source: Unless otherwise stated, all data are from the 2019 U.S. Energy and Employment Report, March 2019, by NASEO and EFI (see pages 9-13 for methodology details). This methodology -- adopted by the U.S. Dept. of Energy for its 2017 U.S. Energy and Employment Report, approved by the Office of Management and Budget and grounded on data collected by the Bureau of Labor Statistics -- provides the broadly accepted best accounting of all U.S. energy workers.